



**Greenside Primary School
Film Factory
Westville Road,
London W12 9PT**

Admin Email: admin@greensideschool.org

Web-Site: www.greenside.org

Tel: (020) 8743 6421 Fax: (020) 8749 7363

Executive Head: Karen Bastick-Styles (karenbs@greensideschool.org)

Head of School: Robin Yeats (robiny@greensideschool.org)

04.01.21

Dear Greenside Parents/ Carers,

We are now all set for our move to 2 weeks of **Home Learning** for the vast majority of our Greenside students. All of the learning will be posted to your daughter/ son's Google Classroom.

Our plan is as follows:

- All work will be posted daily to your daughter/ son's year group Google Classroom.
- Work will be posted for all our students at the same set times according to the schedule below - this will ensure that there is sufficient work spread out throughout the day.
- We appreciate that all families work in their own way and different students will spend different amounts of time completing the tasks.
- Activities will be posted every half an hour during the morning, however, this does not mean that the tasks should only last half an hour. This will simply allow students to have plenty of work lined up ready to complete throughout the day. Students should complete them at their own pace and to the best of their ability.
- Film Guides for how to use the Google Classroom will be available in the Google Classroom if you require them or if you have forgotten from last time.
- If you do not remember your Google login, please email your class teacher.
- All **Home Learning** is being set by each class teacher. Ms Vandepas will be setting the work for Y5 on Monday to Wednesday and Mr Mahara will be responsible for Y5 on Thursday and Friday.

Mondays	
9.00am	Board Meeting film with Ms Bastick Styles
9:30am	<ul style="list-style-type: none"> • Grammar activity - short film tutorial and linked activity on Google Slides. • Writing activity based on a painting by Van Gogh.
10:00am	Writing Feedback <ul style="list-style-type: none"> • Your class teacher will give feedback on the writing as it comes through between 10:00am and 12:30pm.
10:30pm	Reading Tree <ul style="list-style-type: none"> • This will all be linked to the class book. • Google Slide with the reading passage and linked questions.
11:00am	Creative Task <ul style="list-style-type: none"> • This will be an opportunity to recreate a painting by Van Gogh using anything you have in your house. • Share pictures with your class teacher.
3.00pm	Class Book <ul style="list-style-type: none"> • Watch the film of the next installment of your class book.

Tuesdays

9.00am	SMSC with Ms Bastick Styles.
9:30am	<p>Maths</p> <ul style="list-style-type: none"> • Watch the film tutorial with modeled examples. • Google slide questions for students to answer and answers available on a later slide.
10.00am	<p>Arithmetic Quiz</p> <ul style="list-style-type: none"> • Arithmetic quiz on Google Forms. • Marked automatically and with an opportunity to rework and incorrect answers.
10.30am	<p>Spellings</p> <ul style="list-style-type: none"> • Look, Say, Cover, Write, Check sheet released as per homework.
11:00am	<p>Science</p> <ul style="list-style-type: none"> • Google Slide with info to read about the topic. • Linked questions/activity in the Google Slide.
3.00pm	<p>Class Book</p> <ul style="list-style-type: none"> • Watch the film of the next installment of your class book.

Wednesdays

9.00am	SMSC with Ms Bastick Styles.
9:30am	<p>Alternative writing task based on the SMSC theme of the week.</p> <ul style="list-style-type: none"> • Google Slide with stimulus and space for your work.
10.00am	<p>Mathletics</p> <ul style="list-style-type: none"> • Use the Mathletics website/App to access the work that will be linked to concepts from the week.
10.30am	<p>Bug Club</p> <ul style="list-style-type: none"> • Use the Bug Club website/App to access books that have been set for students.
11:00am	<p>Creative Task</p> <ul style="list-style-type: none"> • This will be an opportunity to get creative using anything you have in your house. • Share pictures with your class teacher.
3.00pm	<p>Class Book</p> <ul style="list-style-type: none"> • Watch the film of the next installment of your class book.

Thursdays

9.00am	<p>Crew Day</p> <ul style="list-style-type: none"> • All the work for this day will be shared at 9am. • Watch the introduction film. • Google Slide with lots of linked creative activities. • Work through the tasks at your own pace. • Share pictures with your class teacher.
--------	--

Fridays

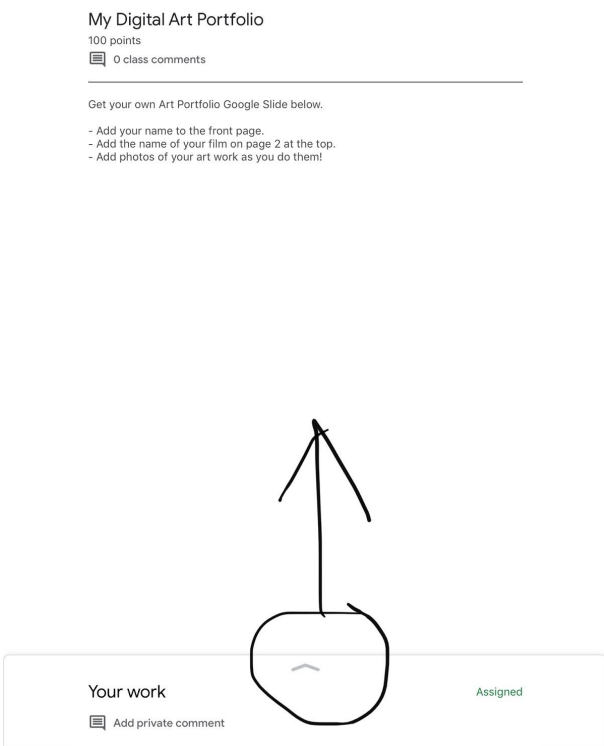
9.00am	<p>Big Write</p> <ul style="list-style-type: none"> • Writing task shared via Google Slide.
9:30am	<p>Messy Maths</p> <ul style="list-style-type: none"> • Maths questions linked to concepts from the week.

	<ul style="list-style-type: none"> Answers on a later slide.
10.00am	<p>Head Teacher's Quiz</p> <ul style="list-style-type: none"> Are you ready to challenge yourself in Mr Yeats's quiz?!
12:30pm	<p>PE</p> <ul style="list-style-type: none"> Time to get active with our fitness films.
3.00pm	<p>Class Book</p> <ul style="list-style-type: none"> Watch the film of the next installment of your class book.

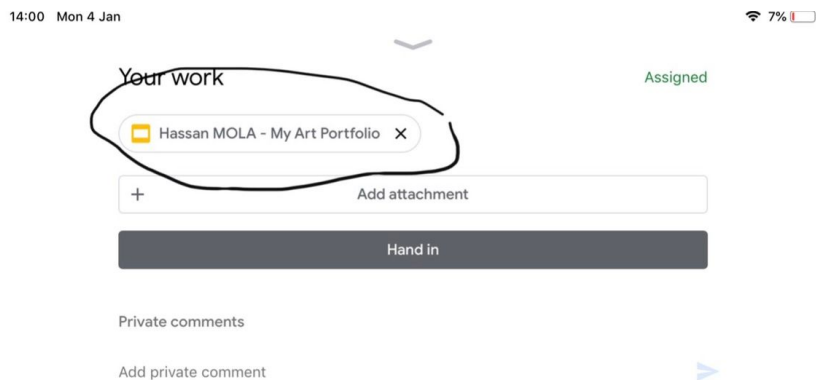
Accessing your Google Slide to work on

- When you click on the Assignment you will be taken to this screen below. Your instructions are at the top and, on an iPad, you must slide up from the bottom of the screen where it says 'Your Work' to show your Google Slide for that task.

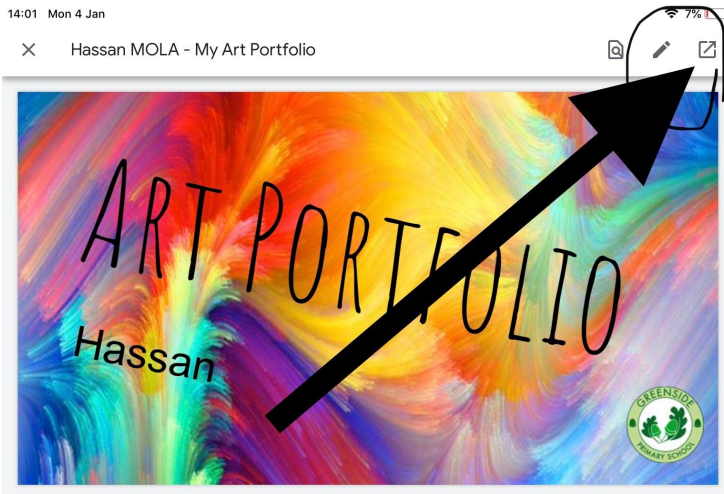
14:00 Mon 4 Jan 7%



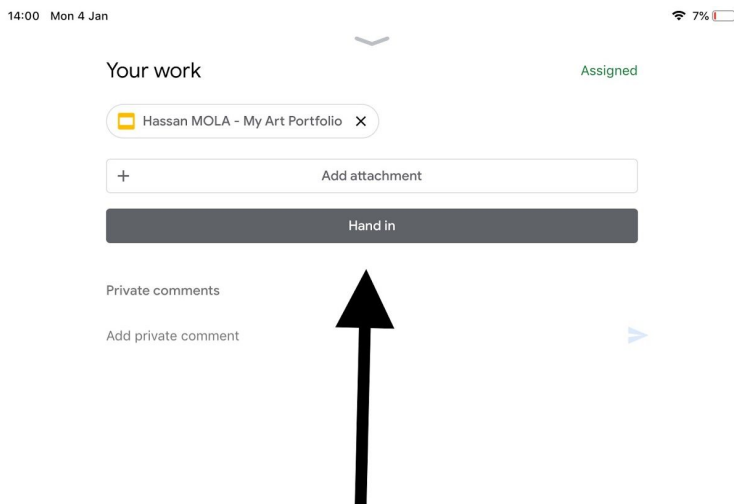
- You will see the Google Slide for your task. Click on it.



3. This reveals a Preview of the Google Slide so you **must click on the grey arrow in the top right corner** to open your own version of the Slide to actually write your answers on. Otherwise your work will not be saved.



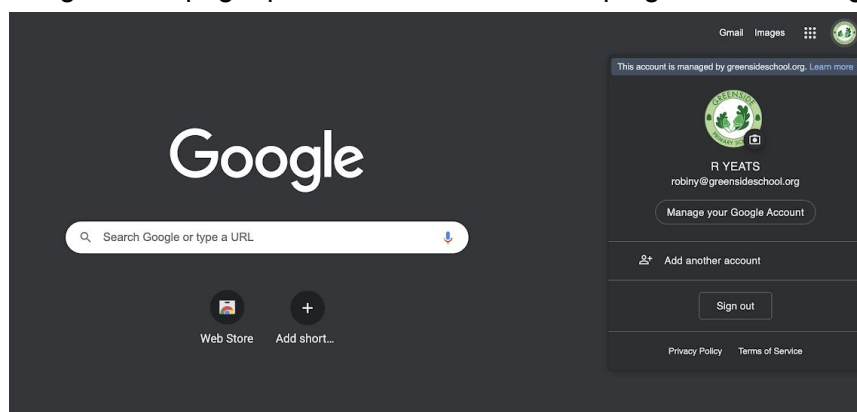
4. When you have finished, go back to Classroom and press the 'Hand In' button. You do not need to press anything else as your work is already there.



Important Message - Esafe is watching you!

Greenside and the whole of TEF uses an internet monitoring system called Esafe. We have shared information with you about this previously. When a student is logged into their google account on any device, Esafe automatically starts monitoring their internet usage. This is an important e-safety resource to make sure our students are safe online. **If you are using a device from home rather than your school iPad, YOU MUST REMEMBER TO LOG OUT OF YOUR STUDENT GOOGLE ACCOUNT WHEN YOU HAVE FINISHED FOR THE DAY** because Esafe will continue to monitor **any** internet activity on that device.

To do this - Go to the Google Homepage, press on the icon in the top right and then 'Sign Out' at the bottom.



We will continually reflect on the learning provision and hope that we are able to open our doors to everyone very soon. We will be in touch to keep you updated when we have any further information to share. As before, please share any photos of your home learning experiences with your class teacher so we can share and allow our students and families to keep in touch in some small way.

Take care

Greenside Team.